

Please check the examination details below before entering your candidate information

Candidate surname

Other names

Centre Number

Candidate Number

--	--	--	--	--

--	--	--	--	--

**Pearson Edexcel International Advanced Level**

**Friday 24 May 2024**

Morning (Time: 1 hour 20 minutes)

Paper  
reference

**WCH13/01R**

**Chemistry**

**International Advanced Subsidiary/Advanced Level**

**UNIT 3: Practical Skills in Chemistry I**

**You must have:**

Scientific calculator, ruler

Total Marks

## Instructions

- Use **black** ink or ball-point pen.
- If pencil is used for diagrams/sketches/graphs it must be dark (HB or B).
- **Fill in the boxes** at the top of this page with your name, centre number and candidate number.
- Answer **all** questions.
- Answer the questions in the spaces provided  
– *there may be more space than you need.*

## Information

- The total mark for this paper is 50.
- The marks for **each** question are shown in brackets  
– *use this as a guide as to how much time to spend on each question.*
- You will be assessed on your ability to organise and present information, ideas, descriptions and arguments clearly and logically, including your use of grammar, punctuation and spelling.
- A Periodic Table is printed on the back cover of this paper.

## Advice

- Read each question carefully before you start to answer it.
- Show all your working in calculations and include units where appropriate.
- Try to answer every question.
- Check your answers if you have time at the end.

Turn over ►

P78214A

©2024 Pearson Education Ltd.  
E:1/1/1/1/1



  
Pearson

Answer ALL the questions. Write your answers in the spaces provided.

- 1 Sodium sulfite reacts with dilute sulfuric acid, as shown.

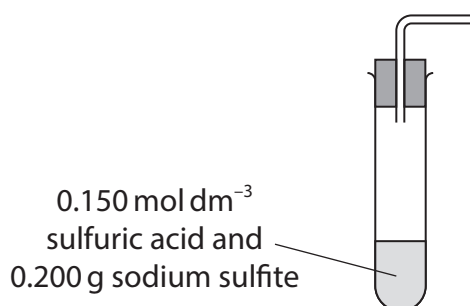


A student carried out an experiment to measure the molar volume of sulfur dioxide. 0.200 g of sodium sulfite was added to 0.150 mol dm<sup>-3</sup> sulfuric acid in a boiling tube and the volume of gas given off was measured.

Sulfur dioxide is soluble in water, so collecting the gas over water **cannot** be used.

- (a) Complete the diagram to show the apparatus that could be used to measure the volume of gas.

(1)



- (b) Calculate the number of moles of sodium sulfite in 0.200 g.

(2)

- (c) The reaction produced 29.5 cm<sup>3</sup> of sulfur dioxide.

Calculate the molar volume of sulfur dioxide, in dm<sup>3</sup>, from this result.

(2)

DO NOT WRITE IN THIS AREA

DO NOT WRITE IN THIS AREA

DO NOT WRITE IN THIS AREA



- (d) The molar volume calculated was less than expected so after checking for leaks, the student repeated the experiment. The volume produced was still less than expected, so the student decided the acid might not be in excess.
- (i) Calculate the minimum volume of  $0.150 \text{ mol dm}^{-3}$  acid that should be present in the boiling tube to fully react with  $0.200 \text{ g}$  of sodium sulfite.  
Use your answer to (b).

You should include units in your answer.

(1)

- (ii) Suggest another reason for the molar volume being lower than expected.

(1)

.....

.....

- (e) State why the experiment should be carried out in a fume cupboard.

(1)

.....

.....

---

**(Total for Question 1 = 8 marks)**

---



P 7 8 2 1 4 A 0 3 1 6

2 This question is about reactive metals and their compounds.

(a) Lithium, sodium and potassium all react with water.

(i) Describe the differences you would see when this experiment is carried out with the three metals.

(3)

.....

.....

.....

.....

.....

.....

.....

.....

.....

.....

(ii) State **two** precautions, other than wearing safety goggles, that should be taken during the experiment.

(2)

.....

.....

.....

.....

(b) Group 2 metals all have soluble chloride salts.

(i) Write an **ionic** equation for the reaction of magnesium chloride solution with aqueous sodium hydroxide.

Include state symbols in your answer.

(1)



(ii) State what would be observed during this reaction.

(1)

(iii) It is suspected that a bottle of magnesium chloride solution has been contaminated with barium chloride.

Describe a test and its result, other than a flame test, which could be used to confirm that the bottle contains traces of barium chloride.

(2)

(iv) State the colours produced by the magnesium ions and barium ions in a flame test.

(2)

Magnesium

Barium

**(Total for Question 2 = 11 marks)**

DO NOT WRITE IN THIS AREA

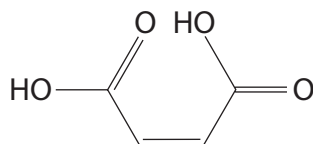
DO NOT WRITE IN THIS AREA

DO NOT WRITE IN THIS AREA



P 7 8 2 1 4 A 0 5 1 6

- 3 Maleic acid is a solid acid that can be used as a standard for titration.



maleic acid

A 5.00 g sample of maleic acid was dissolved in deionised water and made up to 250 cm<sup>3</sup> of solution. A 20.0 cm<sup>3</sup> portion of this solution was titrated against sodium hydroxide solution, producing the results shown.

Titration	Rough	1	2	3
Final reading / cm <sup>3</sup>	22.45	43.55	21.45	42.60
Initial reading / cm <sup>3</sup>	0.00	22.45	0.05	21.45
Titre / cm <sup>3</sup>	22.45	21.10	21.40	21.15

- (a) Phenolphthalein indicator was used in the experiment.

State the colour change seen at the end-point.

(2)

- (b) Calculate the mean titre of sodium hydroxide solution using the concordant results.

(1)

- (c) Calculate the concentration of the maleic acid solution in mol dm<sup>-3</sup>.

[ $M_r$  maleic acid = 116]

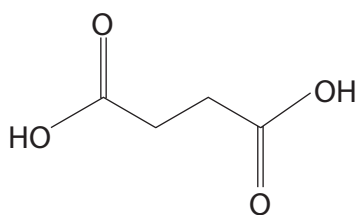
(2)



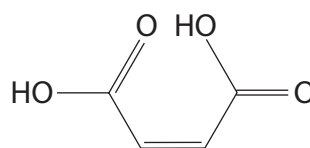
(d) Use your answers to (b) and (c) to calculate the concentration of the sodium hydroxide solution in  $\text{mol dm}^{-3}$ .

(3)

(e) Succinic acid is another solid acid.



succinic acid



maleic acid

(i) Describe a laboratory test that could be used to distinguish between solutions of these acids.

(2)

.....

.....

.....

.....

(ii) State the IUPAC name for maleic acid.

(1)

.....

**(Total for Question 3 = 11 marks)**

.....



P 7 8 2 1 4 A 0 7 1 6

- 4 An experiment was carried out to compare the rates of hydrolysis of different halogenoalkanes. The method and results are shown.

- Step 1 Set up a water bath using a 250 cm<sup>3</sup> beaker.  
Step 2 Add 5 cm<sup>3</sup> of ethanol to a test tube.  
Step 3 Add four drops of 1-iodobutane to the test tube.  
Step 4 Loosely place a bung in the test tube and place it in the water bath.  
Step 5 Pour 5 cm<sup>3</sup> of silver nitrate solution into a clean test tube and place it in the water bath.  
Step 6 When the solutions have reached the temperature of the water bath, add the silver nitrate solution to the 1-iodobutane in ethanol solution. Replace the bung and shake. Start the timer as you do so.  
Step 7 As soon as the solution becomes cloudy, stop the timer.  
Step 8 Repeat steps 2 to 7 using a bromoalkane and a chloroalkane instead of 1-iodobutane.

Halogen element in halogenoalkane	Time taken for precipitate to form / s
Iodine	51
Bromine	85
Chlorine	594

- (a) Justify an appropriate temperature for the water bath.

(2)

.....

.....

.....

- (b) Suggest, by name or formula, a bromoalkane and a chloroalkane suitable for this experiment, justifying your answers.

(2)

.....

.....

.....

.....





(c) State how the results of this experiment could be converted into a value that can be used as a measure of rate.

(1)

.....  
.....

(d) State why it is not necessary to repeat these experiments for each halogenoalkane.

(1)

.....  
.....  
.....  
.....

(e) Under these conditions, all the silver halide precipitates can appear to be white.

Identify, by name or formula, a compound, the solutions of which can be used to distinguish between the silver halide precipitates.

(1)

.....

**(Total for Question 4 = 7 marks)**

DO NOT WRITE IN THIS AREA

DO NOT WRITE IN THIS AREA

DO NOT WRITE IN THIS AREA



P 7 8 2 1 4 A 0 9 1 6

- 5 The alcohol, 2-methylpropan-2-ol can be converted into 2-chloro-2-methylpropane using concentrated hydrochloric acid.

The individual steps of the method are listed.

<b>A</b> The alcohol and concentrated hydrochloric acid are mixed. The flask is sealed and swirled for 20 minutes, with the bung removed occasionally.
<b>B</b> Sodium hydrogencarbonate solution is added. The mixture is swirled and any pressure released.
<b>C</b> The organic liquid is distilled and a fraction between 50°C and 52°C is collected.
<b>D</b> The aqueous layer is run off and discarded. The organic layer is run into a small conical flask and shaken with anhydrous sodium sulfate.
<b>E</b> When the solution is clear, the organic liquid is decanted into a round-bottomed flask.
<b>F</b> Anhydrous calcium chloride is added to the flask and swirled until dissolved. The mixture is poured into a separating funnel and the lower layer is discarded.

- (a) Complete the list to show the correct order of the steps.

(2)

A \_\_\_\_\_

- (b) (i) Write an equation to show the reaction taking place in Step **B**.

Include state symbols in your answer.

(2)

- (ii) State the purpose of adding anhydrous sodium sulfate in Step **D**.

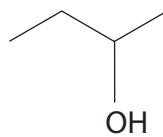
(1)



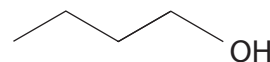
(c) The experiment was repeated using three different alcohols, **X**, **Y** and **Z**.



**X**



**Y**



**Z**

(i) The C–O bond is broken in the mechanism.

Using your knowledge of carbocations, explain which alcohol may react fastest in the experiment.

(3)

.....

.....

.....

.....

.....

.....

.....

.....

.....

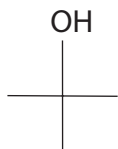
.....



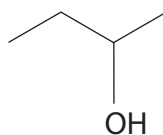
- (ii) Describe how a solution of acidified potassium dichromate(VI) and subsequent chemical tests could be used to distinguish between alcohols **X**, **Y** and **Z**.

You may assume that the usual laboratory glassware and chemicals are available.

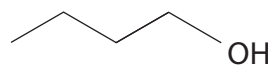
Include the colour change(s) seen.



**X**



**Y**



**Z**

(5)

(Total for Question 5 = 13 marks)

TOTAL FOR PAPER = 50 MARKS



DO NOT WRITE IN THIS AREA

DO NOT WRITE IN THIS AREA

DO NOT WRITE IN THIS AREA

**BLANK PAGE**



P 7 8 2 1 4 A 0 1 3 1 6

DO NOT WRITE IN THIS AREA

DO NOT WRITE IN THIS AREA

DO NOT WRITE IN THIS AREA

**BLANK PAGE**



DO NOT WRITE IN THIS AREA

DO NOT WRITE IN THIS AREA

DO NOT WRITE IN THIS AREA

**BLANK PAGE**



