

Please check the examination details below before entering your candidate information

Candidate surname

Other names

Pearson Edexcel
International
Advanced Level

Centre Number

Candidate Number

| | | | | |
|--|--|--|--|--|
| | | | | |
|--|--|--|--|--|

| | | | |
|--|--|--|--|
| | | | |
|--|--|--|--|

Time 1 hour 30 minutes

Paper
reference

WMA14/01

Mathematics
International Advanced Level
Pure Mathematics P4

You must have:

Mathematical Formulae and Statistical Tables (Yellow), calculator

Total Marks

Candidates may use any calculator permitted by Pearson regulations. Calculators must not have the facility for symbolic algebra manipulation, differentiation and integration, or have retrievable mathematical formulae stored in them.

Instructions

- Use **black** ink or ball-point pen.
- If pencil is used for diagrams/sketches/graphs it must be dark (HB or B).
- **Fill in the boxes** at the top of this page with your name, centre number and candidate number.
- Answer **all** questions and ensure that your answers to parts of questions are clearly labelled.
- Answer the questions in the spaces provided
– *there may be more space than you need.*
- You should show sufficient working to make your methods clear. Answers without working may not gain full credit.
- Inexact answers should be given to three significant figures unless otherwise stated.

Information

- A booklet 'Mathematical Formulae and Statistical Tables' is provided.
- There are 9 questions in this question paper. The total mark for this paper is 75.
- The marks for **each** question are shown in brackets
– *use this as a guide as to how much time to spend on each question.*

Advice

- Read each question carefully before you start to answer it.
- Try to answer every question.
- Check your answers if you have time at the end.
- If you change your mind about an answer, cross it out and put your new answer and any working underneath.
- Good luck with your examination.

Turn over ►

P66008A

©2021 Pearson Education Ltd.

1/1/1/1/1



Pearson

1. Given that k is a constant and the binomial expansion of

$$\sqrt{1+ kx} \quad |kx| < 1$$

in ascending powers of x up to the term in x^3 is

$$1 + \frac{1}{8}x + Ax^2 + Bx^3$$

- (a) (i) find the value of k ,
- (ii) find the value of the constant A and the constant B .

(5)

(b) Use the expansion to find an approximate value to $\sqrt{1.15}$

Show your working and give your answer to 6 decimal places.

(2)

DO NOT WRITE IN THIS AREA

DO NOT WRITE IN THIS AREA

DO NOT WRITE IN THIS AREA



Question 1 continued

DO NOT WRITE IN THIS AREA

DO NOT WRITE IN THIS AREA

DO NOT WRITE IN THIS AREA



Leave
blank

Question 1 continued

DO NOT WRITE IN THIS AREA

DO NOT WRITE IN THIS AREA

DO NOT WRITE IN THIS AREA

Lined writing area for the response to Question 1.



2.

Diagram **NOT** drawn to scale

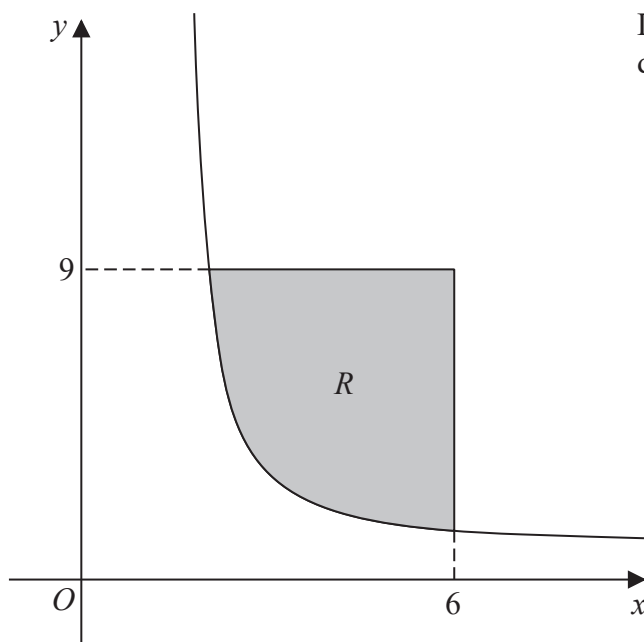


Figure 1

Figure 1 shows a sketch of part of the curve with equation

$$y = \frac{9}{(2x - 3)^{1.25}} \quad x > \frac{3}{2}$$

The finite region R , shown shaded in Figure 1, is bounded by the curve, the line with equation $y = 9$ and the line with equation $x = 6$

This region is rotated through 2π radians about the x -axis to form a solid of revolution.

Find, by algebraic integration, the exact volume of the solid generated.

(7)

DO NOT WRITE IN THIS AREA

DO NOT WRITE IN THIS AREA

DO NOT WRITE IN THIS AREA



3.

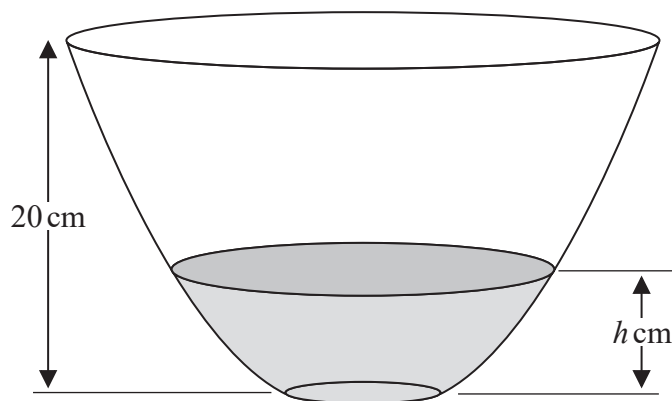


Figure 2

A bowl with circular cross section and height 20 cm is shown in Figure 2.

The bowl is initially empty and water starts flowing into the bowl.

When the depth of water is h cm, the volume of water in the bowl, V cm³, is modelled by the equation

$$V = \frac{1}{3}h^2(h + 4) \quad 0 \leq h \leq 20$$

Given that the water flows into the bowl at a constant rate of 160 cm³ s⁻¹, find, according to the model,

(a) the time taken to fill the bowl, (2)

(b) the rate of change of the depth of the water, in cm s⁻¹, when $h = 5$ (5)

DO NOT WRITE IN THIS AREA

DO NOT WRITE IN THIS AREA

DO NOT WRITE IN THIS AREA



4. Use algebraic integration and the substitution $u = \sqrt{x}$ to find the exact value of

$$\int_1^4 \frac{10}{5x + 2x\sqrt{x}} dx$$

Write your answer in the form $4 \ln\left(\frac{a}{b}\right)$, where a and b are integers to be found.

(Solutions relying entirely on calculator technology are not acceptable.)

(8)

DO NOT WRITE IN THIS AREA

DO NOT WRITE IN THIS AREA

DO NOT WRITE IN THIS AREA



5. A curve has equation

$$y^2 = ye^{-2x} - 3x$$

(a) Show that

$$\frac{dy}{dx} = \frac{2ye^{-2x} + 3}{e^{-2x} - 2y} \quad (4)$$

The curve crosses the y -axis at the origin and at the point P .

The tangent to the curve at the origin and the tangent to the curve at P meet at the point R .

(b) Find the coordinates of R . (5)

DO NOT WRITE IN THIS AREA

DO NOT WRITE IN THIS AREA

DO NOT WRITE IN THIS AREA



6.

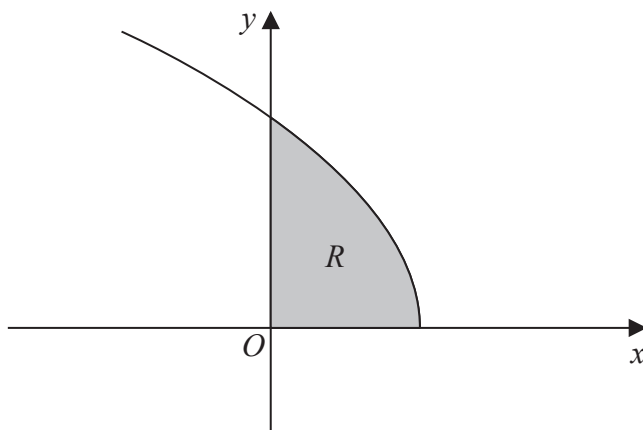


Figure 3

Figure 3 shows a sketch of the curve C with parametric equations

$$x = 2 \cos 2t \quad y = 4 \sin t \quad 0 \leq t \leq \frac{\pi}{2}$$

The region R , shown shaded in Figure 3, is bounded by the curve, the x -axis and the y -axis.

- (a) (i) Show, making your working clear, that the area of $R = \int_0^{\frac{\pi}{4}} 32 \sin^2 t \cos t \, dt$
- (ii) Hence find, by algebraic integration, the exact value of the area of R . (6)
- (b) Show that all points on C satisfy $y = \sqrt{ax + b}$, where a and b are constants to be found. (3)

The curve C has equation $y = f(x)$ where f is the function

$$f(x) = \sqrt{ax + b} \quad -2 \leq x \leq 2$$

and a and b are the constants found in part (b).

- (c) State the range of f . (1)

DO NOT WRITE IN THIS AREA

DO NOT WRITE IN THIS AREA

DO NOT WRITE IN THIS AREA



Leave
blank

Question 6 continued

DO NOT WRITE IN THIS AREA

DO NOT WRITE IN THIS AREA

DO NOT WRITE IN THIS AREA

Q6

(Total 10 marks)



7. Relative to a fixed origin O , the line l has equation

$$\mathbf{r} = \begin{pmatrix} 1 \\ -10 \\ -9 \end{pmatrix} + \lambda \begin{pmatrix} 4 \\ 4 \\ 2 \end{pmatrix} \quad \text{where } \lambda \text{ is a scalar parameter}$$

Given that \vec{OA} is a unit vector parallel to l ,

- (a) find \vec{OA} **(2)**

The point X lies on l .

Given that X is the point on l that is closest to the origin,

- (b) find the coordinates of X . **(5)**

The points O , X and A form the triangle OXA .

- (c) Find the exact area of triangle OXA . **(3)**

DO NOT WRITE IN THIS AREA



