

Pearson Edexcel International Advanced Level

Friday 2 June 2023

Afternoon (Time: 1 hour 30 minutes)

Paper
reference

WDM11/01

Mathematics

**International Advanced Subsidiary/Advanced Level
Decision Mathematics D1**

You must have:

Decision Mathematics Answer Book (enclosed), calculator

Candidates may use any calculator allowed by Pearson regulations. Calculators must not have the facility for symbolic algebra manipulation, differentiation and integration, or have retrievable mathematical formulae stored in them.

Instructions

- Use **black** ink or ball-point pen.
- If pencil is used for diagrams/sketches/graphs it must be dark (HB or B). Coloured pencils and highlighter pens must not be used.
- **Fill in the boxes** on the top of the answer book with your name, centre number and candidate number.
- Do not return the question paper with the answer book.
- Answer **all** questions and ensure that your answers to parts of questions are clearly labelled.
- Answer the questions in the D1 answer book provided
– *there may be more space than you need.*
- You should show sufficient working to make your methods clear. Answers without working may not gain full credit.
- Inexact answers should be given to three significant figures unless otherwise stated.

Information

- There are 8 questions in this question paper. The total mark for this paper is 75.
- The marks for **each** question are shown in brackets
– *use this as a guide as to how much time to spend on each question.*

Advice

- Read each question carefully before you start to answer it.
- Try to answer every question.
- Check your answers if you have time at the end.
- If you change your mind about an answer, cross it out and put your new answer and any working underneath.

Turn over ►

P74307A

©2023 Pearson Education Ltd.
N:1/1/1/1/




Pearson

Write your answers in the D1 answer book for this paper.

1.

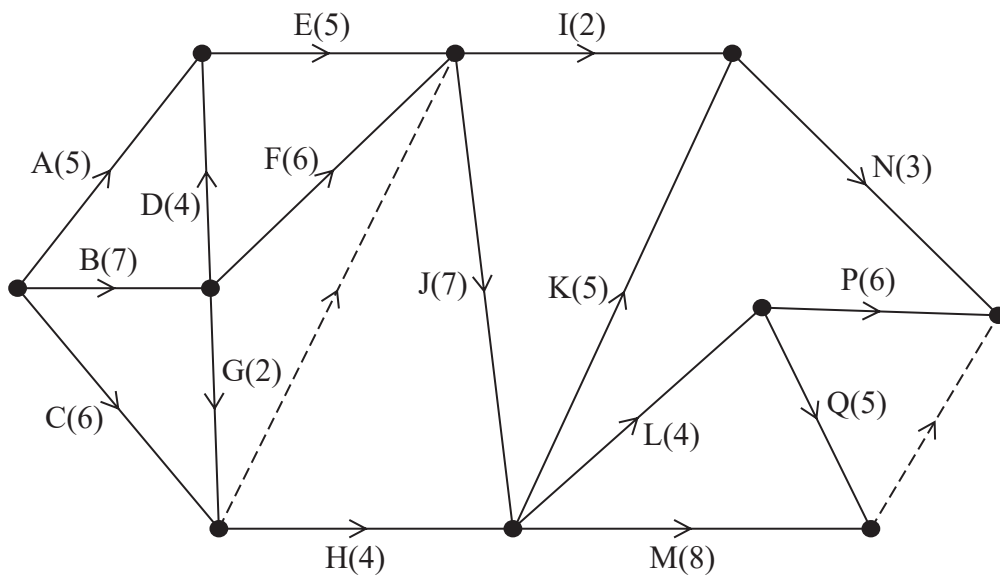


Figure 1

A project is modelled by the activity network shown in Figure 1. The activities are represented by the arcs. The number in brackets on each arc gives the time, in days, to complete the activity. Each activity requires exactly one worker. The project is to be completed in the shortest possible time.

- (a) Complete Diagram 1 in the answer book to show the early event times and the late event times. (4)
- (b) Calculate the maximum number of days by which activity H could be delayed without lengthening the completion time of the project. You must make the numbers used in your calculation clear. (1)
- (c) Calculate a lower bound for the number of workers needed to complete the project in the minimum time. You must show your working. (2)
- (d) Schedule the activities on Grid 1 in the answer book, using the minimum number of workers, so that the project is completed in the minimum time. (3)

(Total for Question 1 is 10 marks)



2. A list of eleven numbers is to be sorted into descending order.

After one pass, the quick sort algorithm produces the following list

17 33 14 25 23 28 21 13 9 6 10

- (a) State, with a reason, which number was used as a pivot for the first pass. (1)
- (b) Starting at the left-hand end of the above list, obtain the fully sorted list using a bubble sort. You need to write down only the list that results at the end of each pass. (3)
- (c) Apply the first-fit decreasing bin packing algorithm to the fully sorted list to pack the numbers into bins of size 85 (2)

(Total for Question 2 is 6 marks)

3. In this question, the function $\text{INT}(X)$ is the largest integer less than or equal to X .

For example,

$$\text{INT}(5.7) = 5$$

$$\text{INT}(8) = 8$$

$$\text{INT}(-2.3) = -3$$

Consider the following algorithm.

Step 1 Input N

Step 2 Calculate $A = N \div 10$

Step 3 Let $B = \text{INT}(A)$

Step 4 Calculate $C = B \times 10$

Step 5 Calculate $D = N - C$

Step 6 Output D

Step 7 Replace N by B

Step 8 If $N = 0$ then STOP, otherwise go back to Step 2

(a) Complete the table in the answer book, using $N = 4217$, to show the results obtained at each step of the algorithm.

(4)

(b) Explain how the output values of the algorithm relate to the original input N , where N is any positive integer.

(2)

(Total for Question 3 is 6 marks)



4.

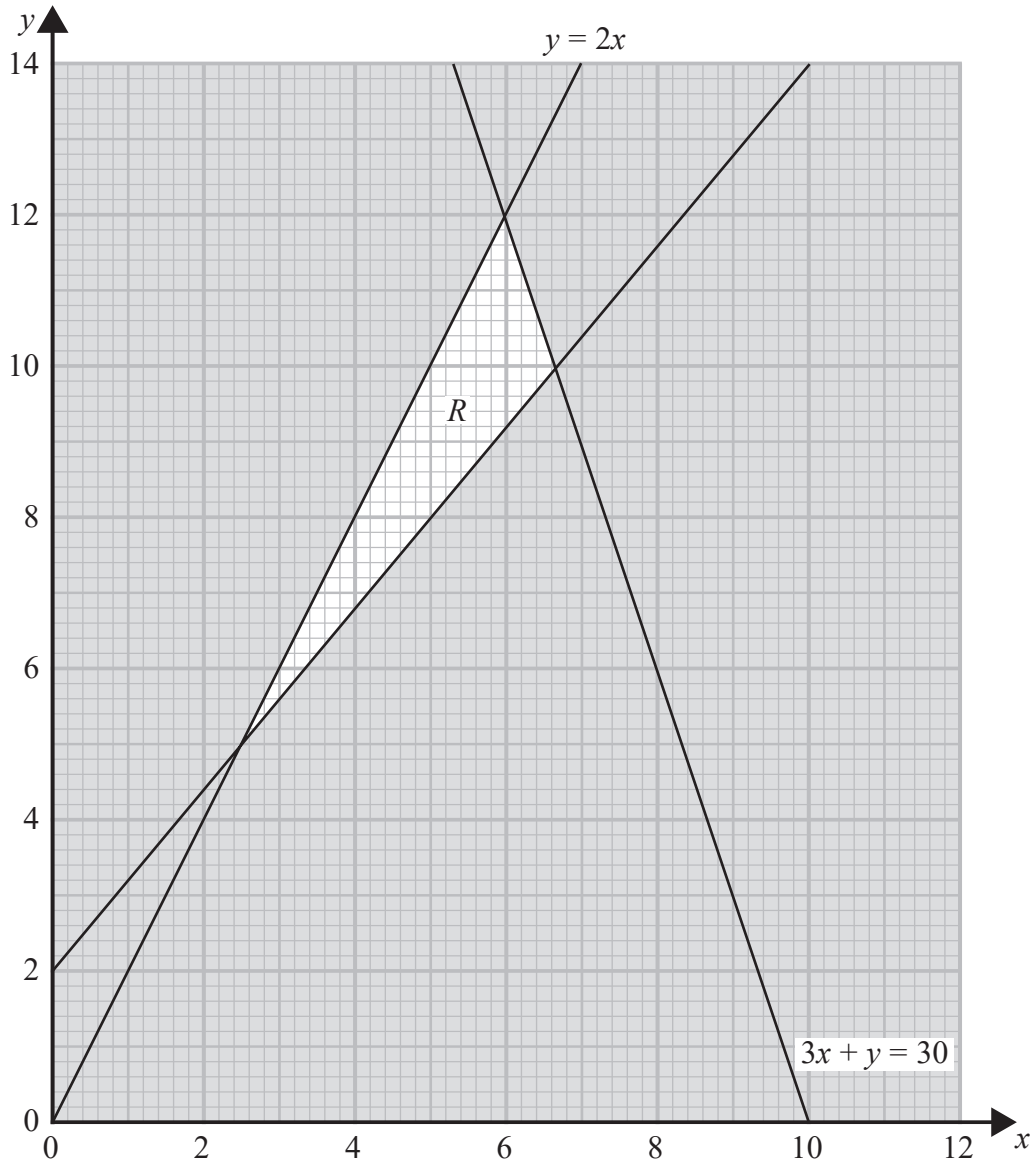


Figure 2

Figure 2 shows the constraints of a linear programming problem in x and y , where R is the feasible region. The equations of two of the lines are shown on the graph.

(a) Determine the inequalities that define the feasible region. (3)

(b) Find the exact coordinates of the vertices of the feasible region. (3)

The objective is to maximise P , where $P = 2x + ky$

(c) For the case $k = 3$, use the point testing method to find the optimal vertex of the feasible region and state the corresponding value of P . (3)

(d) Determine the range of values for k for which the optimal vertex found in (c) is still optimal. (2)

(Total for Question 4 is 11 marks)



5.

Activity	Immediately preceding activities
A	-
B	-
C	-
D	A
E	A
F	B, C, E
G	B, C, E
H	C
I	C
J	D, F, G, H, I
K	D, F, G, H, I
L	I

(a) Draw the activity network described in the precedence table above, using activity on arc and the minimum number of dummies.

(5)

A project is modelled by the activity network drawn in (a). Each activity requires exactly one worker. The project is to be completed in the shortest possible time. The table below gives the time, in hours, to complete three of the activities.

Activity	Duration (in hours)
A	10
E	7
F	8

The length of the critical path AEFK is 33 hours.

(b) Determine the range of possible values for the duration of activity J. You must make your method and working clear.

(2)

(Total for Question 5 is 7 marks)



6.

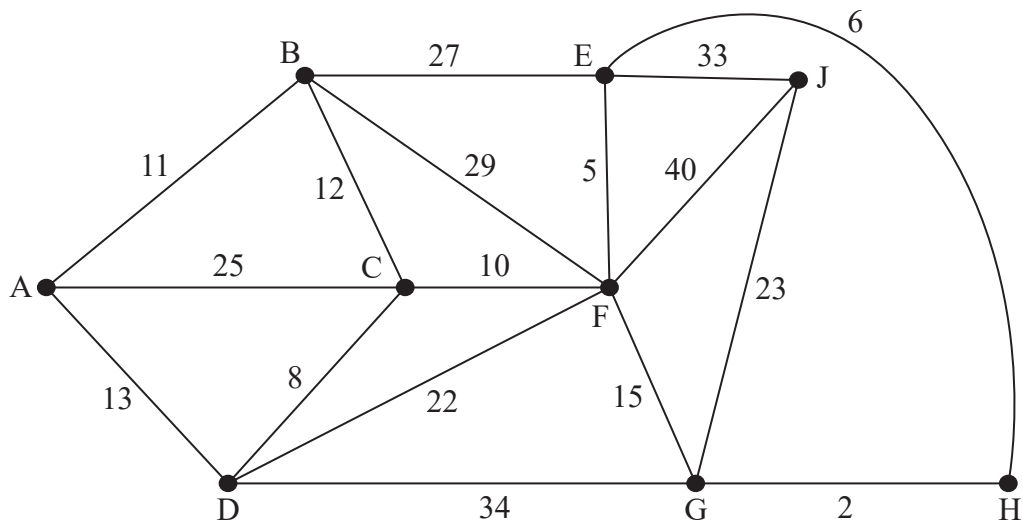


Figure 3

[The total weight of the network is 315]

Figure 3 represents a network of roads between nine parks, A, B, C, D, E, F, G, H and J. The number on each edge represents the length, in miles, of the corresponding road.

- (a) (i) Use Dijkstra's algorithm to find the shortest path from A to J.
- (ii) State the length of the shortest path from A to J. (6)

The roads between the parks need to be inspected. Robin must travel along each road at least once. Robin wishes to minimise the length of the inspection route. Robin will start the inspection route at C and finish at E.

- (b) By considering the pairings of all relevant nodes, find the length of Robin's route. (4)
- (c) State the number of times Robin will pass through G. (1)

It is now decided to start and finish the inspection route at A. Robin must still minimise the length of the route and travel along each road at least once.

- (d) Calculate the difference between the lengths of the two inspection routes. (1)
- (e) State the edges that need to be traversed twice in the route that starts and finishes at A, but do not need to be traversed twice in the route that starts at C and finishes at E. (1)

(Total for Question 6 is 13 marks)



7.

	A	B	C	D	E	F	G	H
A	–	38	37	x	37	42	41	27
B	38	–	26	32	33	38	37	34
C	37	26	–	39	38	39	30	39
D	x	32	39	–	37	36	29	36
E	37	33	38	37	–	32	33	30
F	42	38	39	36	32	–	31	28
G	41	37	30	29	33	31	–	33
H	27	34	39	36	30	28	33	–

The network represented by the table shows the least distances, in km, between eight museums, A, B, C, D, E, F, G and H.

A tourist wants to visit each museum at least once, starting and finishing at A. The tourist wishes to minimise the total distance travelled. The shortest distance between A and D is x km where $32 \leq x \leq 35$

- (a) Using Prim's algorithm, starting at A, obtain a minimum spanning tree for the network. You must clearly state the order in which you select the arcs of your tree. (3)
- (b) Use your answer to (a) to determine an initial upper bound for the length of the tourist's route. (1)
- (c) Starting at A, use the nearest neighbour algorithm to find another upper bound for the length of the tourist's route. Write down the route that gives this upper bound. (2)

The nearest neighbour algorithm starting at E gives a route of

$$E - H - A - D - G - C - B - F - E$$

- (d) State which of these two nearest neighbour routes gives the better upper bound. Give reasons for your answer. (2)

Starting by deleting A, and all of its arcs, a lower bound of 235 km for the length of the route is found.

- (e) Determine the smallest interval that must contain the optimal length of the tourist's route. You must make your method and working clear. (4)

(Total for Question 7 is 12 marks)



8. A headteacher is deciding how to allocate prizes to the students who are leaving at the end of the school year.

There are three categories of prize: academic, sport, and leadership.

- Each academic prize costs £14, each sport prize costs £8, and each leadership prize costs £12. The total amount available to spend on all prizes is £976
- For every 5 academic prizes there must be at least 2 leadership prizes
- At least half the prizes must be academic
- 20% of the prizes must be for sport

The headteacher wishes to maximise the total number of prizes.

Let x , y and z represent the number of academic, sport and leadership prizes respectively.

- (a) Formulate this as a linear programming problem in x and y only, stating the objective and listing the constraints as simplified inequalities with integer coefficients.

(8)

Given that the headteacher awards 16 sport prizes,

- (b) calculate the corresponding number of leadership prizes that the headteacher awards. You must show your working.

(2)

(Total for Question 8 is 10 marks)

TOTAL FOR PAPER: 75 MARKS

END

BLANK PAGE



BLANK PAGE



BLANK PAGE



Please check the examination details below before entering your candidate information

Candidate surname

Other names

Centre Number

Candidate Number

--	--	--	--	--

--	--	--	--	--

Pearson Edexcel International Advanced Level

Friday 2 June 2023

Afternoon (Time: 1 hour 30 minutes)

Paper
reference

WDM11/01

Mathematics

**International Advanced Subsidiary/Advanced Level
Decision Mathematics D1**

Answer Book

Do not return the question paper with the answer book.

Total Marks

Turn over ►

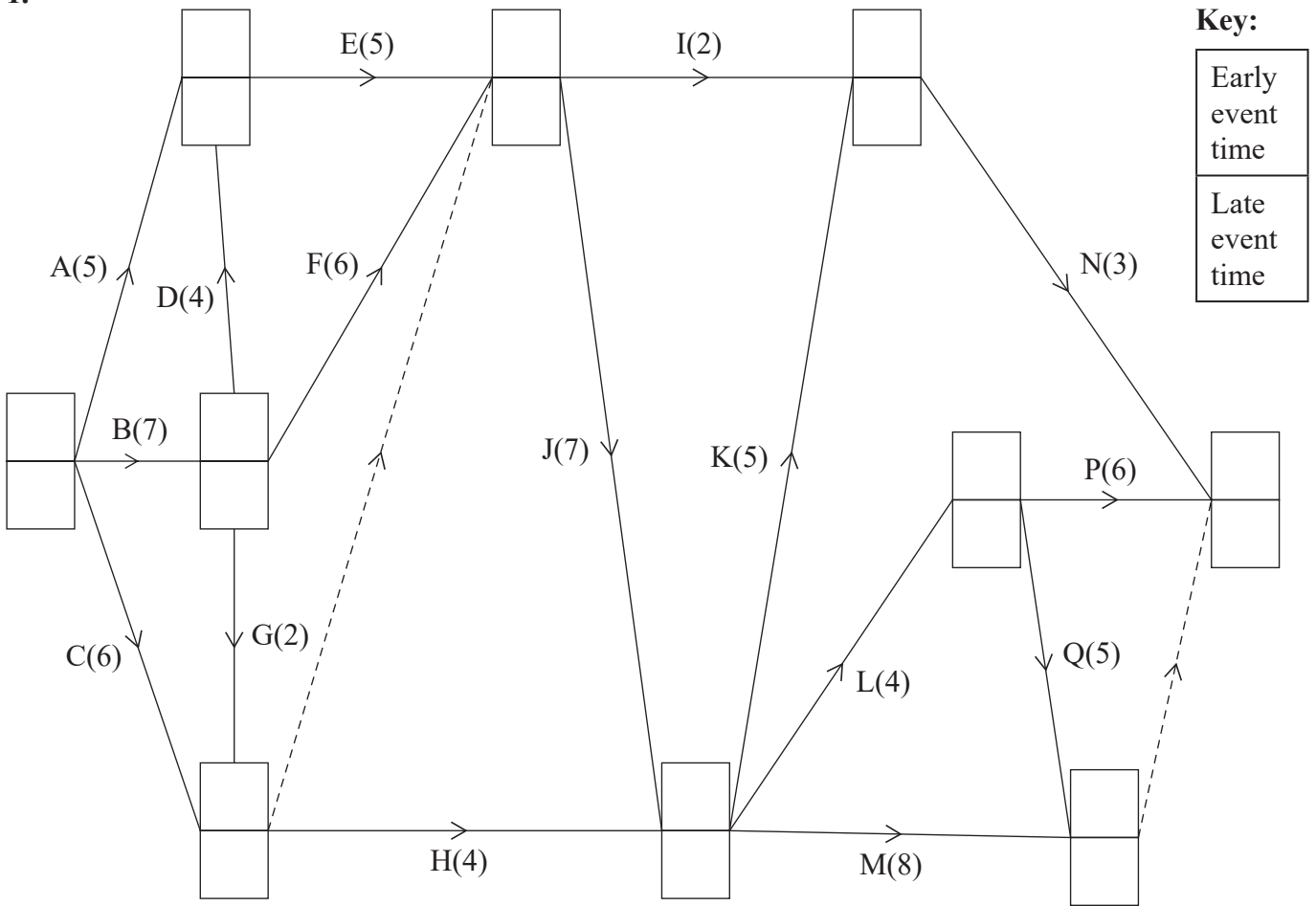
P74307A

©2023 Pearson Education Ltd.
N:1/1/1/1/



Pearson

1.



DO NOT WRITE IN THIS AREA

DO NOT WRITE IN THIS AREA

DO NOT WRITE IN THIS AREA




Question 1 continued

DO NOT WRITE IN THIS AREA

DO NOT WRITE IN THIS AREA

DO NOT WRITE IN THIS AREA

0 2 4 6 8 10 12 14 16 18 20 22 24 26 28 30 32 34 36



Grid 1

(Total for Question 1 is 10 marks)



P 7 4 3 0 7 A 0 3 2 0

2. 17 33 14 25 23 28 21 13 9 6 10

Lined area for student work.

DO NOT WRITE IN THIS AREA

DO NOT WRITE IN THIS AREA

DO NOT WRITE IN THIS AREA



3.

You may not need to use all the rows in this table.

It may not be necessary to complete all boxes in each row.

<i>N</i>	<i>A</i>	<i>B</i>	<i>C</i>	<i>D</i>

Outputs: _____

DO NOT WRITE IN THIS AREA

DO NOT WRITE IN THIS AREA

DO NOT WRITE IN THIS AREA



4.

DO NOT WRITE IN THIS AREA

DO NOT WRITE IN THIS AREA

DO NOT WRITE IN THIS AREA



Question 4 continued

DO NOT WRITE IN THIS AREA

DO NOT WRITE IN THIS AREA

DO NOT WRITE IN THIS AREA

(Total for Question 4 is 11 marks)



DO NOT WRITE IN THIS AREA

DO NOT WRITE IN THIS AREA

DO NOT WRITE IN THIS AREA

5.



Question 5 continued

DO NOT WRITE IN THIS AREA

DO NOT WRITE IN THIS AREA

DO NOT WRITE IN THIS AREA

(Total for Question 5 is 7 marks)

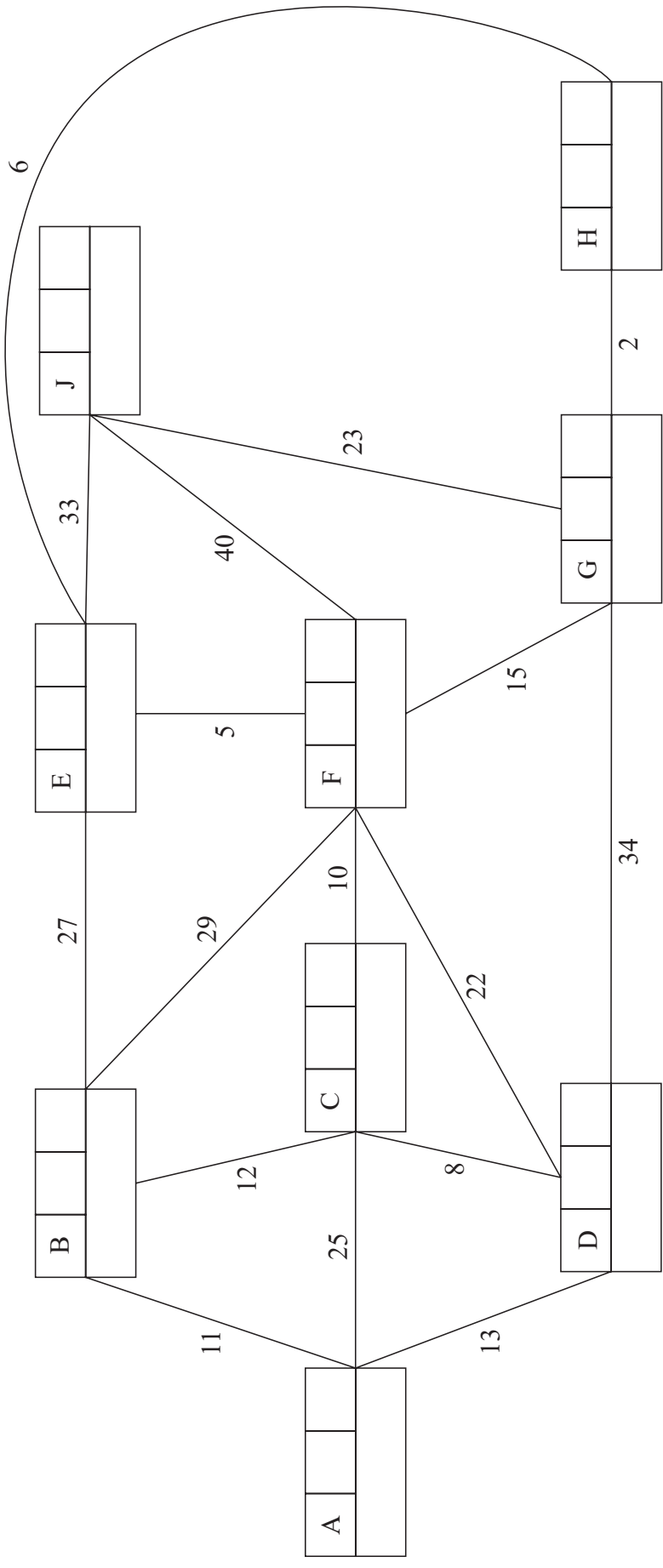




P 7 4 3 0 7 A 0 1 2 2 0



6.



Key:

Vertex	Order of labelling	Final value
Working values		

Shortest path: _____

Length of shortest path: _____

DO NOT WRITE IN THIS AREA

DO NOT WRITE IN THIS AREA

DO NOT WRITE IN THIS AREA

Question 6 continued

DO NOT WRITE IN THIS AREA

DO NOT WRITE IN THIS AREA

DO NOT WRITE IN THIS AREA

Ruled area for writing answers.



P 7 4 3 0 7 A 0 1 3 2 0

Question 7 continued

	A	B	C	D	E	F	G	H
A	–	38	37	x	37	42	41	27
B	38	–	26	32	33	38	37	34
C	37	26	–	39	38	39	30	39
D	x	32	39	–	37	36	29	36
E	37	33	38	37	–	32	33	30
F	42	38	39	36	32	–	31	28
G	41	37	30	29	33	31	–	33
H	27	34	39	36	30	28	33	–

DO NOT WRITE IN THIS AREA

DO NOT WRITE IN THIS AREA

DO NOT WRITE IN THIS AREA



8.

DO NOT WRITE IN THIS AREA

DO NOT WRITE IN THIS AREA

DO NOT WRITE IN THIS AREA



Question 8 continued

Lined writing area for the answer to Question 8.

DO NOT WRITE IN THIS AREA

DO NOT WRITE IN THIS AREA

DO NOT WRITE IN THIS AREA

(Total for Question 8 is 10 marks)

TOTAL FOR PAPER: 75 MARKS

END

