

Write your name here

Surname

Other names

Centre Number

Candidate Number

**Pearson Edexcel
International GCSE**

--	--	--	--	--

--	--	--	--

Mathematics B

Paper 2R



Thursday 7 June 2018 – Morning
Time: 2 hours 30 minutes

Paper Reference
4MB0/02R

You must have: Ruler graduated in centimetres and millimetres, protractor, compasses, pen, HB pencil, eraser, calculator. Tracing paper may be used.

Total Marks

Instructions

- Use **black** ink or ball-point pen.
- **Fill in the boxes** at the top of this page with your name, centre number and candidate number.
- Answer **all** questions.
- Answer the questions in the spaces provided – *there may be more space than you need.*
- **Calculators may be used.**

Information

- The total mark for this paper is 100.
- The marks for **each** question are shown in brackets – *use this as a guide as to how much time to spend on each question.*

Advice

- Read each question carefully before you start to answer it.
- Check your answers if you have time at the end.
- Without sufficient working, correct answers may be awarded no marks.

Turn over ►

P53377A

©2018 Pearson Education Ltd.

1/1/1/



Pearson

2 (a) Evaluate $\begin{pmatrix} 1 & -5 & 2 \\ -2 & 7 & 3 \\ 4 & -5 & 1 \end{pmatrix} \begin{pmatrix} 5 \\ 3 \\ 1 \end{pmatrix}$

(2)

$$\mathbf{A} = \begin{pmatrix} -15 & 1 \\ 8 & 1 \end{pmatrix} \quad \mathbf{B} = \begin{pmatrix} -3 & -1 \\ 2 & 1 \end{pmatrix} \quad \mathbf{C} = \begin{pmatrix} 4 & -2 \\ -6 & 2 \end{pmatrix}$$

Given that $\mathbf{A} - \mathbf{BC} = \lambda\mathbf{B}$ where λ is a scalar,

(b) find the value of λ .

(5)

(Total for Question 2 is 7 marks)



Question 3 continued

DO NOT WRITE IN THIS AREA

DO NOT WRITE IN THIS AREA

DO NOT WRITE IN THIS AREA

Area with horizontal dotted lines for writing.

(Total for Question 3 is 6 marks)



Question 4 continued

DO NOT WRITE IN THIS AREA

DO NOT WRITE IN THIS AREA

DO NOT WRITE IN THIS AREA

Area with horizontal dotted lines for writing.

(Total for Question 4 is 8 marks)



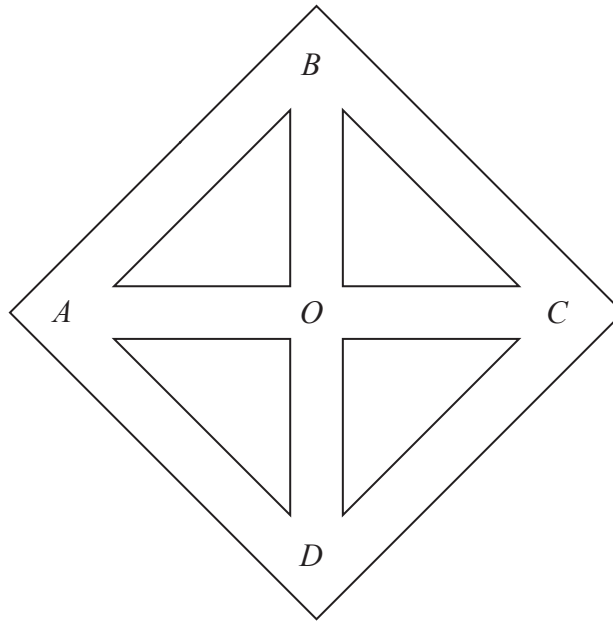


Figure 1

Figure 1 shows a maze for a mouse. Inside the maze there are 5 junctions, labelled A , B , C , D and O . When in the maze, the mouse can move in the maze by going directly from junction to junction through a tunnel joining the two junctions, as shown in Figure 1.

When the mouse is at one of the junctions, the mouse leaves the junction by choosing a tunnel at random. The mouse is equally likely to choose any tunnel leading from that junction, including the tunnel the mouse used to enter that junction.

Once the mouse has started to move along a tunnel, the mouse cannot turn around inside the tunnel and go back along the tunnel.

The mouse is placed in the maze at junction A .

- (a) Write down the probability that the mouse will move directly to junction O . (1)

The mouse is at junction O .

- (b) Write down the probability that the mouse will move directly to junction C . (1)

The mouse is at junction O .

- (c) Find the probability that the mouse will move to junction C by going through exactly 2 tunnels without repeating any tunnel. (2)

.....

.....

.....

.....



Question 5 continued

DO NOT WRITE IN THIS AREA

DO NOT WRITE IN THIS AREA

DO NOT WRITE IN THIS AREA

Area with horizontal dotted lines for writing.

Question 5 continues over the next page.



The tunnel connecting junctions A and B is now closed, as shown by the dashed lines in Figure 2.

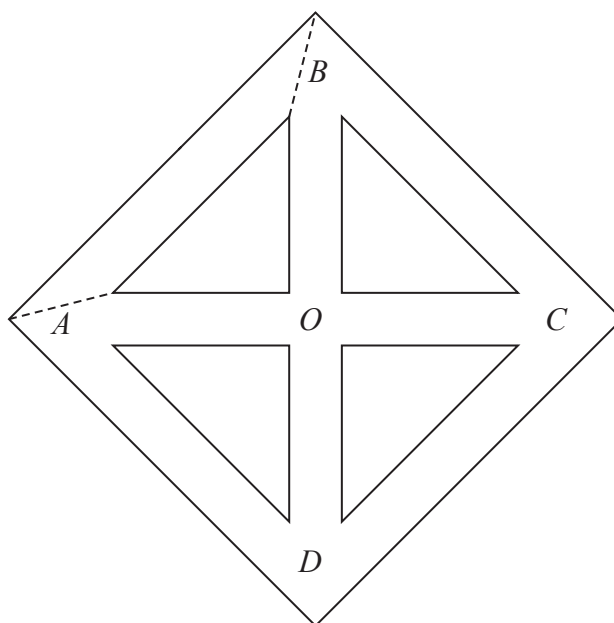


Figure 2

The mouse is at junction B .

- (d) Find the probability that the mouse will move to junction D by going through no more than 3 tunnels without repeating any tunnel.

(4)

.....

.....

.....

.....

.....

.....

.....

.....

.....

.....

.....

.....

.....

.....

.....

.....

.....

.....

.....

.....

.....

.....



Question 5 continued

DO NOT WRITE IN THIS AREA

DO NOT WRITE IN THIS AREA

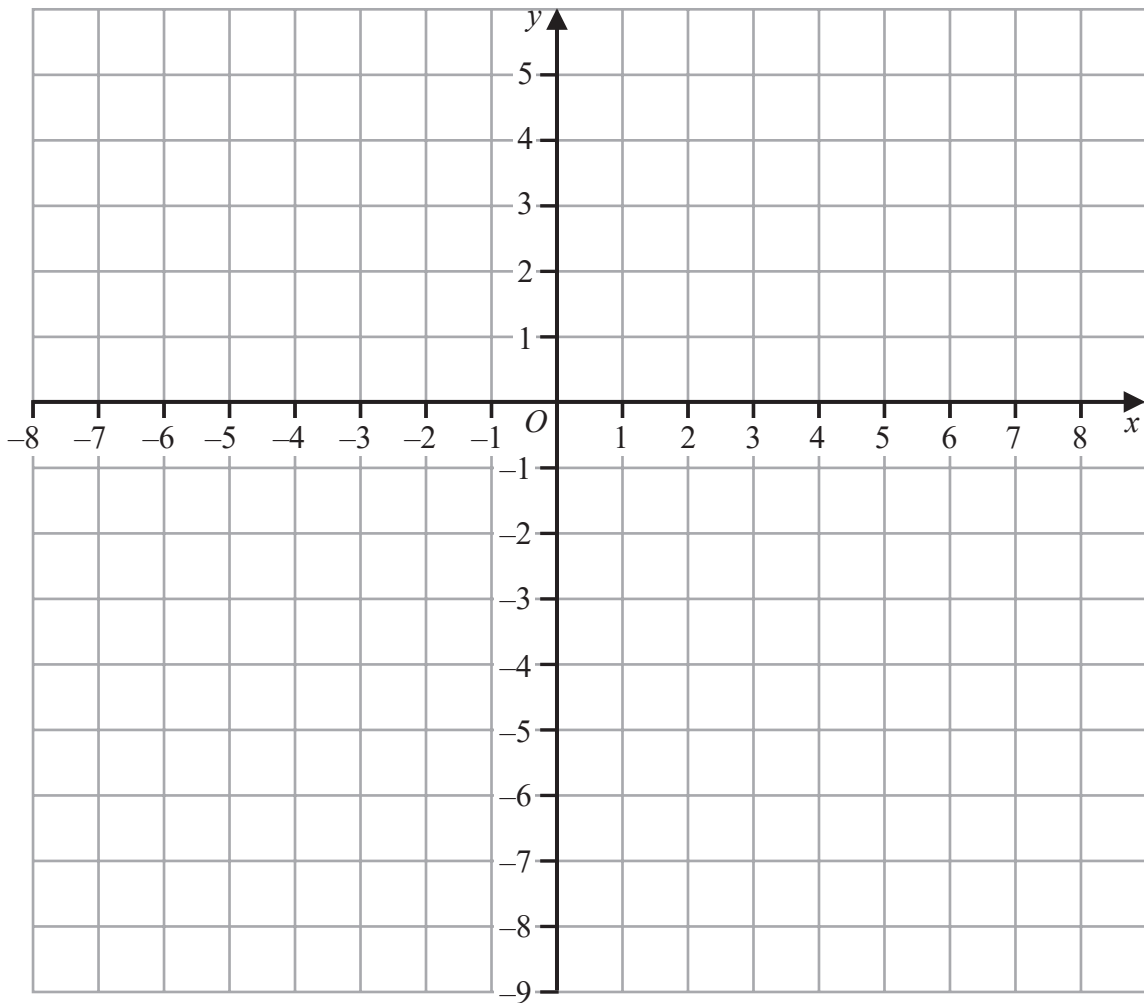
DO NOT WRITE IN THIS AREA

Area with horizontal dotted lines for writing.

(Total for Question 5 is 8 marks)



Question 6 continued



DO NOT WRITE IN THIS AREA

DO NOT WRITE IN THIS AREA

DO NOT WRITE IN THIS AREA

.....

.....

.....

.....

.....

.....

.....

.....

.....

.....

.....

.....

.....

.....

.....

.....

.....

.....

.....

.....

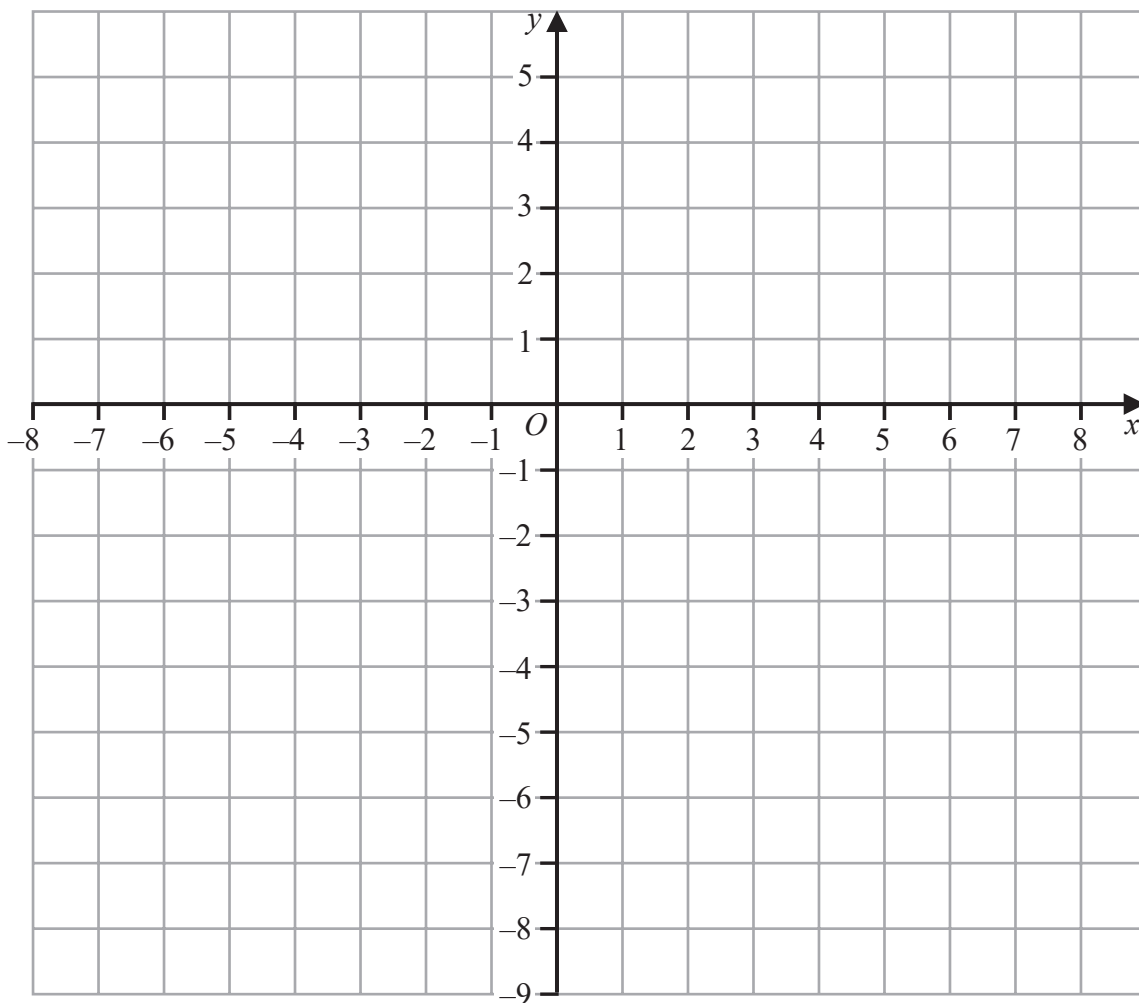
.....

Turn over for a spare grid if you need to redraw your graph.



Question 6 continued

Only use this grid if you need to redraw your graph.



.....

.....

.....

.....

.....

.....

.....

.....

.....

.....

(Total for Question 6 is 9 marks)



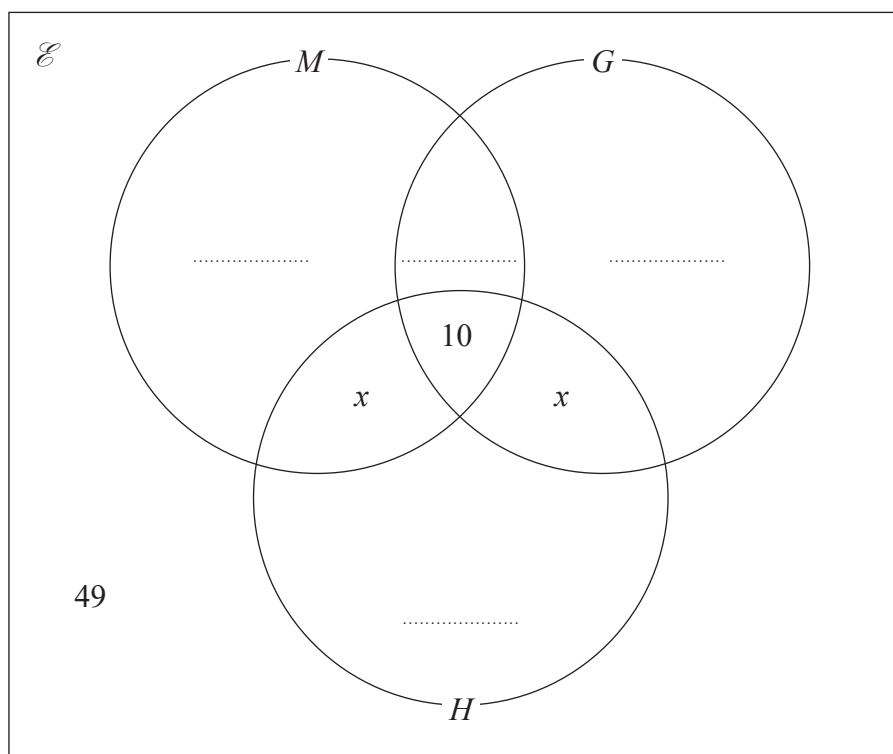
DO NOT WRITE IN THIS AREA

DO NOT WRITE IN THIS AREA

DO NOT WRITE IN THIS AREA

- 8 In a survey of all 200 students at a school, the numbers of students studying Music (M), Geography (G) and History (H) were recorded.

The incomplete Venn diagram shows some information about the results of the survey.



- (a) Write down the number of students studying at least one of Music, Geography and History. (1)

Given that $2x$ students studied Music and Geography but not History and that

$$n(M) = 120 \quad n(G) = 83 \quad n(H) = 60$$

- (b) complete the Venn diagram.

Give your answers in terms of x .

(3)

- (c) Find the value of x .

(3)

A student at the school is picked at random.

Given that this student studies Music,

- (d) find the probability that this student also studies Geography.

(2)



Question 8 continued

DO NOT WRITE IN THIS AREA

DO NOT WRITE IN THIS AREA

DO NOT WRITE IN THIS AREA

Area with horizontal dotted lines for writing.



P 5 3 3 7 7 A 0 1 7 3 2

Question 8 continued

Area with horizontal dotted lines for writing.

DO NOT WRITE IN THIS AREA

DO NOT WRITE IN THIS AREA

DO NOT WRITE IN THIS AREA



Question 8 continued

DO NOT WRITE IN THIS AREA

DO NOT WRITE IN THIS AREA

DO NOT WRITE IN THIS AREA

Area with horizontal dotted lines for writing.

(Total for Question 8 is 9 marks)



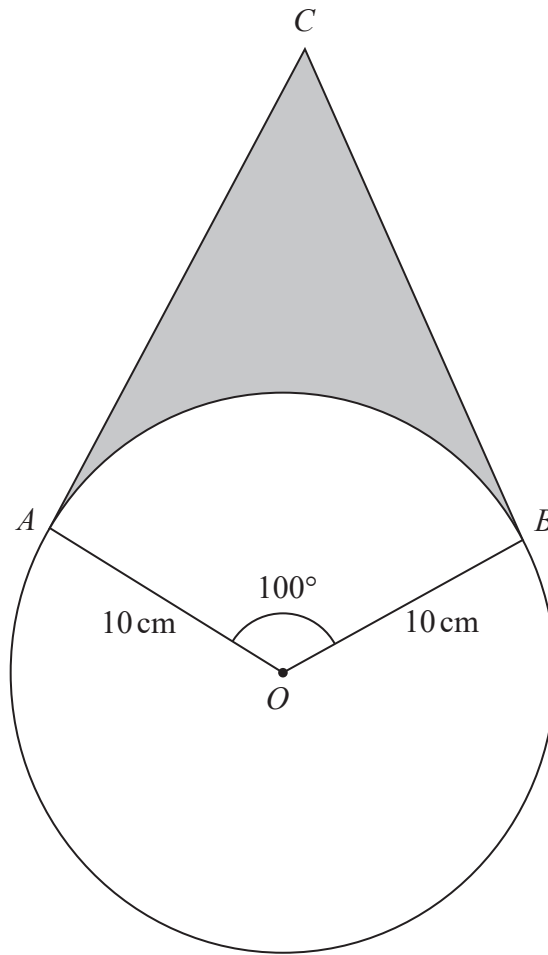


Diagram **NOT** accurately drawn

Figure 3

Figure 3 shows a circle with centre O and radius 10 cm.

The points A and B lie on the circle such that $\angle AOB = 100^\circ$
 The point C is such that AC and BC are tangents to the circle.

- (a) Giving reasons, calculate the size, in degrees, of $\angle ACB$. (3)
- (b) Calculate the length, in cm to 3 significant figures, of BC . (3)
- (c) Calculate the area, in cm^2 to 3 significant figures, of $OACB$. (3)
- (d) Calculate the area, in cm^2 to 3 significant figures, of the region shown shaded in Figure 3. (3)

.....

.....

.....

[Area of circle = πr^2]



Question 9 continued

DO NOT WRITE IN THIS AREA

DO NOT WRITE IN THIS AREA

DO NOT WRITE IN THIS AREA

Area with horizontal dotted lines for writing.



P 5 3 3 7 7 A 0 2 1 3 2

Question 9 continued

Area with horizontal dotted lines for writing.

DO NOT WRITE IN THIS AREA

DO NOT WRITE IN THIS AREA

DO NOT WRITE IN THIS AREA



Question 9 continued

DO NOT WRITE IN THIS AREA

DO NOT WRITE IN THIS AREA

DO NOT WRITE IN THIS AREA

Area with horizontal dotted lines for writing.

(Total for Question 9 is 12 marks)



P 5 3 3 7 7 A 0 2 3 3 2

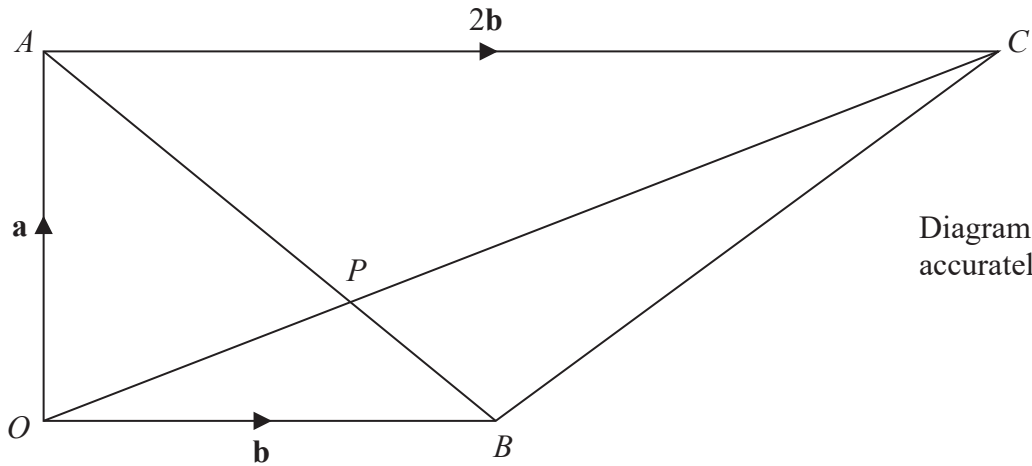


Figure 4

Figure 4 shows a trapezium $OACB$ in which $\angle OAC = \angle AOB = 90^\circ$ so that OB and AC are parallel.

Given that $\vec{OA} = \mathbf{a}$, $\vec{OB} = \mathbf{b}$ and $\vec{AC} = 2\mathbf{b}$,

(a) find in terms of \mathbf{a} and \mathbf{b} ,

- (i) \vec{AB} ,
- (ii) \vec{OC} .

(2)

The point P is the intersection of the diagonals OC and AB of the trapezium $OACB$.

Given that $\vec{OC} = \mu\vec{OP}$, where μ is a scalar,

(b) write down an expression for \vec{OP} in terms of \mathbf{a} , \mathbf{b} and μ .

(1)

Given also that $\vec{AB} = \lambda\vec{AP}$, where λ is a scalar,

(c) find and simplify an expression for \vec{OP} in terms of \mathbf{a} , \mathbf{b} and λ .

(2)

(d) Hence find the value of λ and the value of μ .

(4)

Given that $|\mathbf{a}| = 6 \text{ cm}$ and $|\mathbf{b}| = 8 \text{ cm}$,

(e) calculate the length, in cm to 3 significant figures, of OP .

(3)

(f) Calculate the area, in cm^2 , of triangle APC .

(3)

DO NOT WRITE IN THIS AREA

DO NOT WRITE IN THIS AREA

DO NOT WRITE IN THIS AREA



Question 10 continued

DO NOT WRITE IN THIS AREA

DO NOT WRITE IN THIS AREA

DO NOT WRITE IN THIS AREA

Handwriting practice area with 25 horizontal dotted lines.



P 5 3 3 7 7 A 0 2 5 3 2

Question 10 continued

Area with horizontal dotted lines for writing.

DO NOT WRITE IN THIS AREA

DO NOT WRITE IN THIS AREA

DO NOT WRITE IN THIS AREA



Question 10 continued

DO NOT WRITE IN THIS AREA

DO NOT WRITE IN THIS AREA

DO NOT WRITE IN THIS AREA

Area with horizontal dotted lines for writing.

(Total for Question 10 is 15 marks)



P 5 3 3 7 7 A 0 2 7 3 2

- 11 (a) Complete the table of values for $y = 2x^2 - 3x + \frac{8}{x}$ giving your values of y to one decimal place.

x	0.5	1	1.5	2	2.5	3	4	5
y	15	7		6			22	36.6

(3)

- (b) On the grid opposite, plot the points from your completed table and join them to form a smooth curve.

(3)

- (c) Using your graph, find an estimate, to one decimal place, of the minimum value of

$$2x^2 - 3x + \frac{8}{x} \text{ in the interval } 0.5 \leq x \leq 5$$

(1)

- (d) By drawing a suitable tangent to your curve, calculate an estimate, to one decimal

place, of the gradient of $y = 2x^2 - 3x + \frac{8}{x}$ at the point where $x = 3$

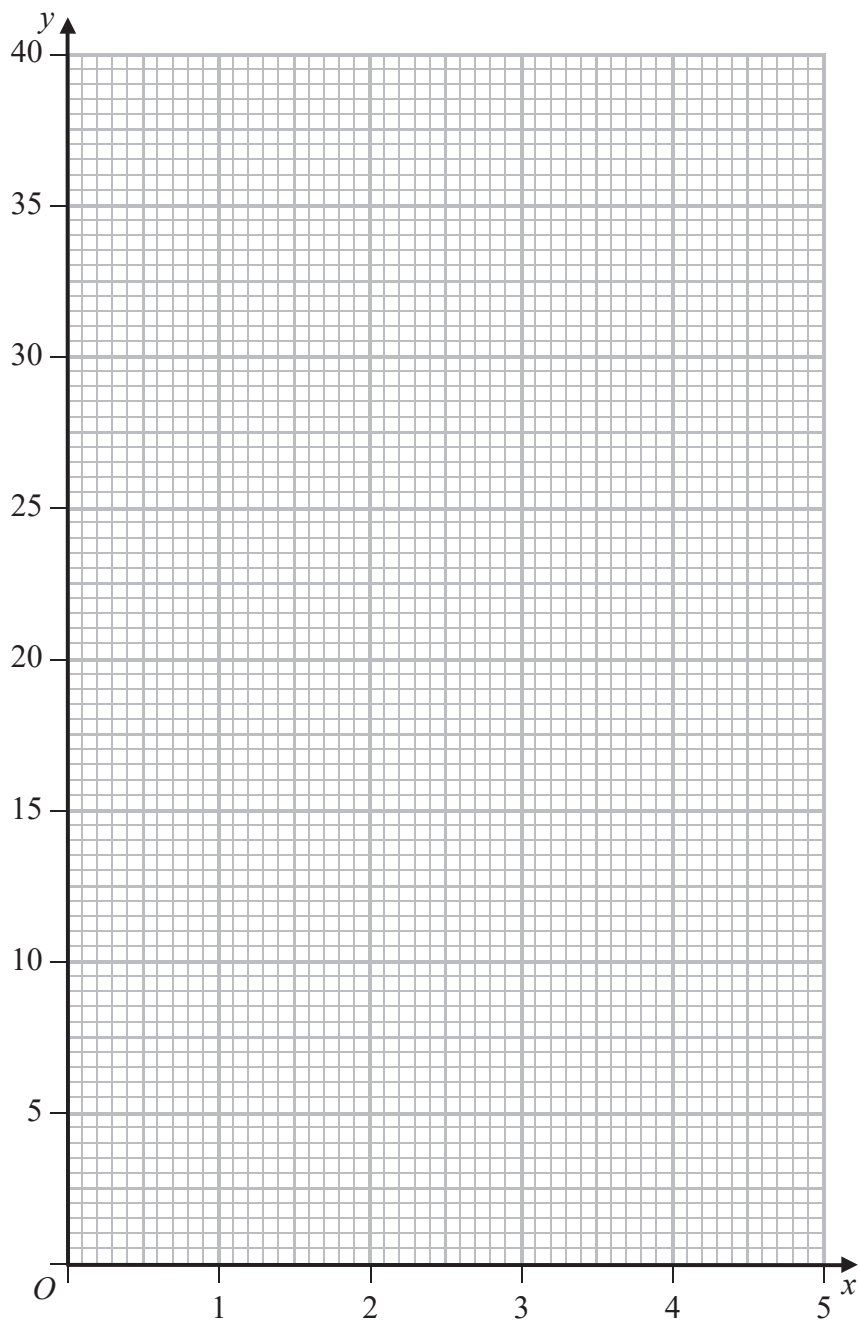
(3)

- (e) By drawing a suitable straight line on your grid, find estimates, to one decimal place, of two solutions of the equation $2x^3 - 7x^2 - 4x + 8 = 0$ in the interval $0.5 \leq x \leq 5$

(5)



Question 11 continued



Turn over for a spare grid if you need to redraw your graph.

DO NOT WRITE IN THIS AREA

DO NOT WRITE IN THIS AREA

DO NOT WRITE IN THIS AREA



Question 11 continued

Area with horizontal dotted lines for writing.

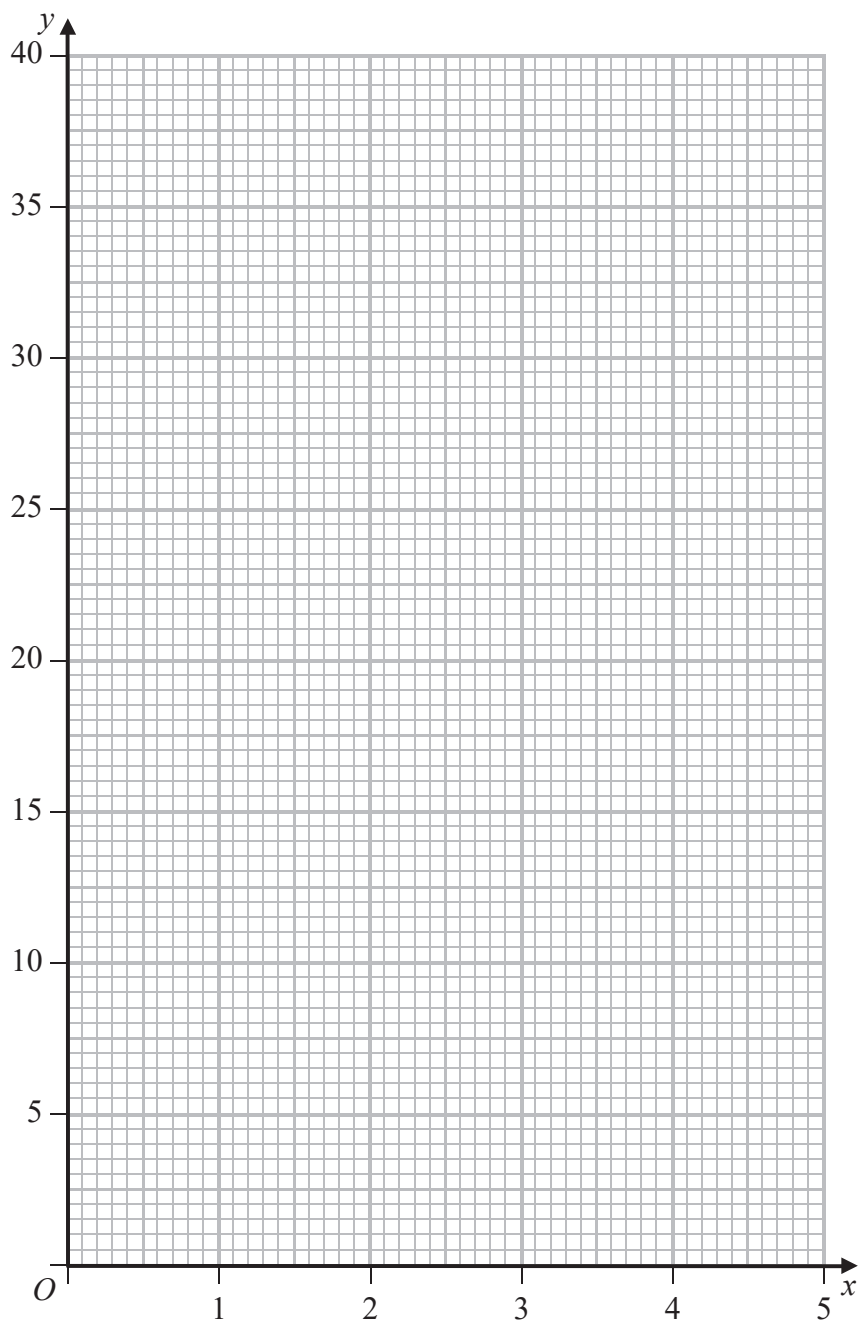
DO NOT WRITE IN THIS AREA

DO NOT WRITE IN THIS AREA

DO NOT WRITE IN THIS AREA



Only use this grid if you need to redraw your graph.



DO NOT WRITE IN THIS AREA

DO NOT WRITE IN THIS AREA

DO NOT WRITE IN THIS AREA

(Total for Question 11 is 15 marks)

TOTAL FOR PAPER IS 100 MARKS



DO NOT WRITE IN THIS AREA

DO NOT WRITE IN THIS AREA

DO NOT WRITE IN THIS AREA

BLANK PAGE

